

# MiraSeed › Bible

## User Guide

Read Scripture closely. Study it with care.



English · Web edition

Open in your browser

**[bible.miraseed.app](https://bible.miraseed.app)**

For: Pastors · Small groups · Personal study · Seekers

On the App Store, listed as “MiraSeed Bible Study.”

Version 1.0.1 · 2026

**MIRASEED · BIBLE**

# What is MiraSeed Bible?

MiraSeed Bible is an AI-assisted study companion that brings structure to careful Bible reading — in your language. Tap a verse for clear, sectioned commentary, ask plain-language follow-ups, read two translations side by side, and keep your notes in one place.

- Structured commentary, not a wall of text — drawn from four classical traditions.
- Bilingual reading: two translations of the same verse, side by side.
- Your notes, synced across iPhone, Android, and the web.
- A concordance search across Scripture, connected to the rest of your study.

**WHERE IT RUNS**

iOS, Android, and the web, in approved markets. The interface is available in six languages. This guide covers the web edition.

| A study assistant, not an AI pastor — the final word is never the AI's.

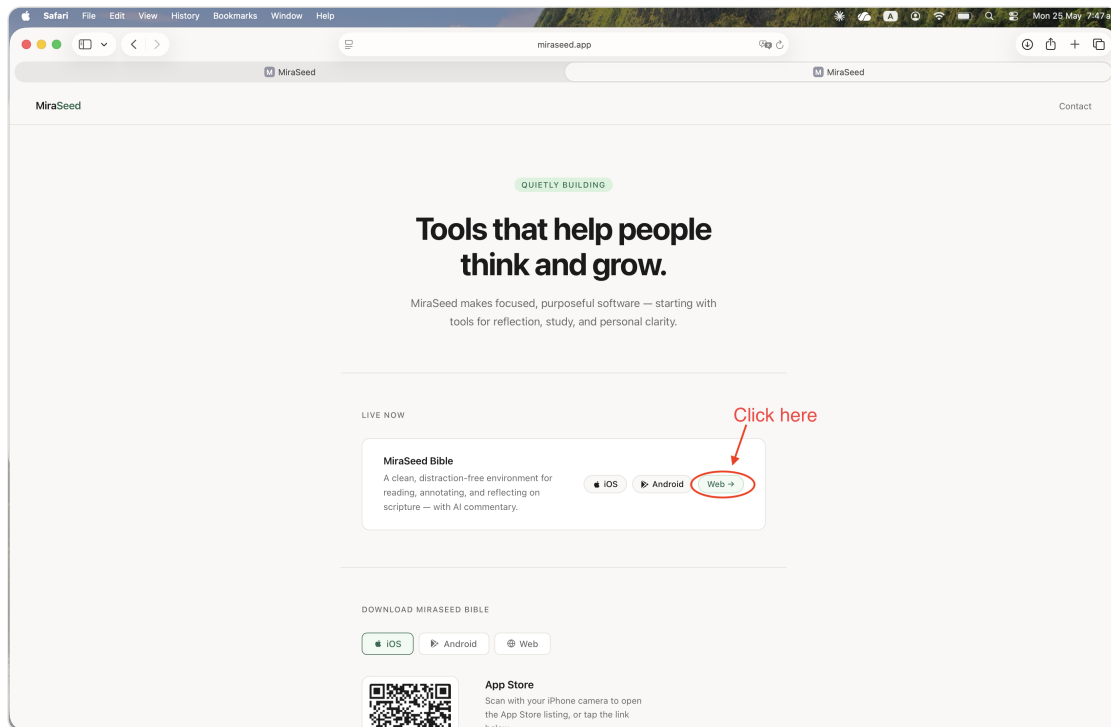
# Contents

<b>What is MiraSeed Bible?</b>	<b>2</b>
<b>Step-by-step walkthrough</b>	<b>4</b>
Step 1 · Open the Web App	4
Step 2 · Select a Verse	5
Step 3 · Open AI Commentary	6
Step 4 · Ask Follow-up Questions	7
Step 5 · Save to Notes	8
Step 6 · Open Your Notes	9
Step 7 · Review a Note	10
Step 8 · Export as PDF or Word	11
Step 9 · Concordance — Search & Jump	12
<b>Feature map</b>	<b>13</b>
<b>Boundaries &amp; honesty</b>	<b>14</b>
<b>Quick-start card</b>	<b>15</b>
<b>Contact</b>	<b>16</b>

**STEP 1**

# Open the Web App

Go to [bible.miraseed.app](https://bible.miraseed.app), or open [miraseed.app](https://miraseed.app) and choose MiraSeed Bible → Web. The web app launches in your browser — nothing to install. (On a phone, download from the App Store or Google Play.)

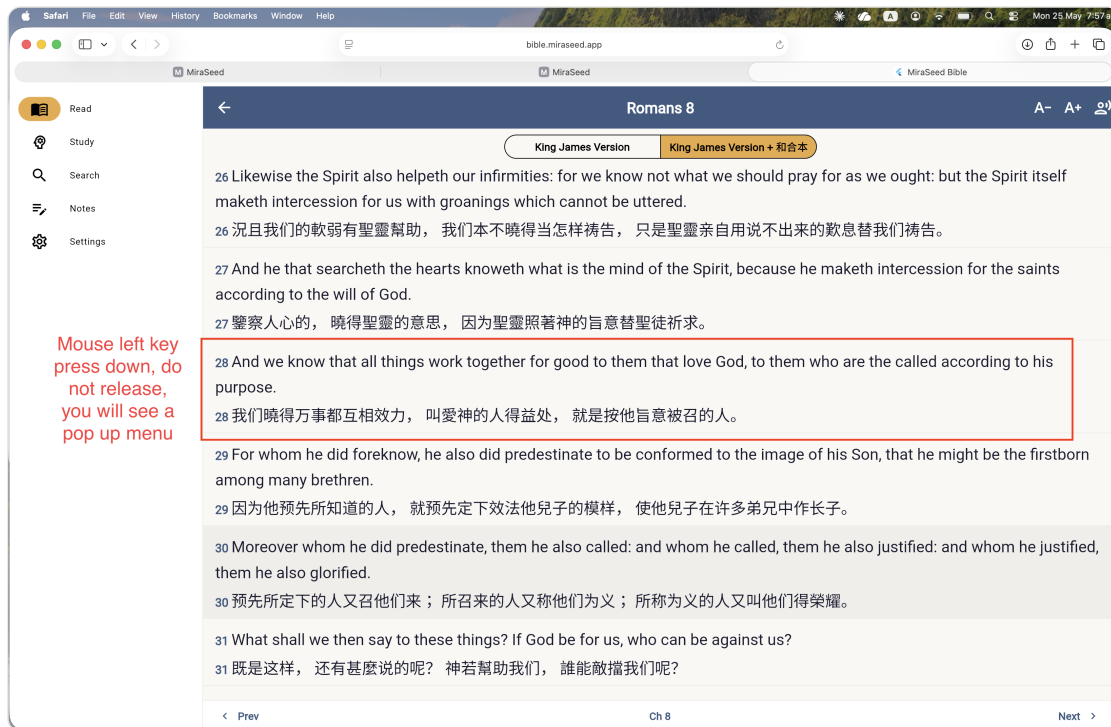


The MiraSeed home page — choose the Web button to launch.

## STEP 2

# Select a Verse

Open any chapter. Verses appear in two languages side by side — for example English (KJV) and 和合本. Press and hold a verse, such as Romans 8:28, to bring up the verse menu.

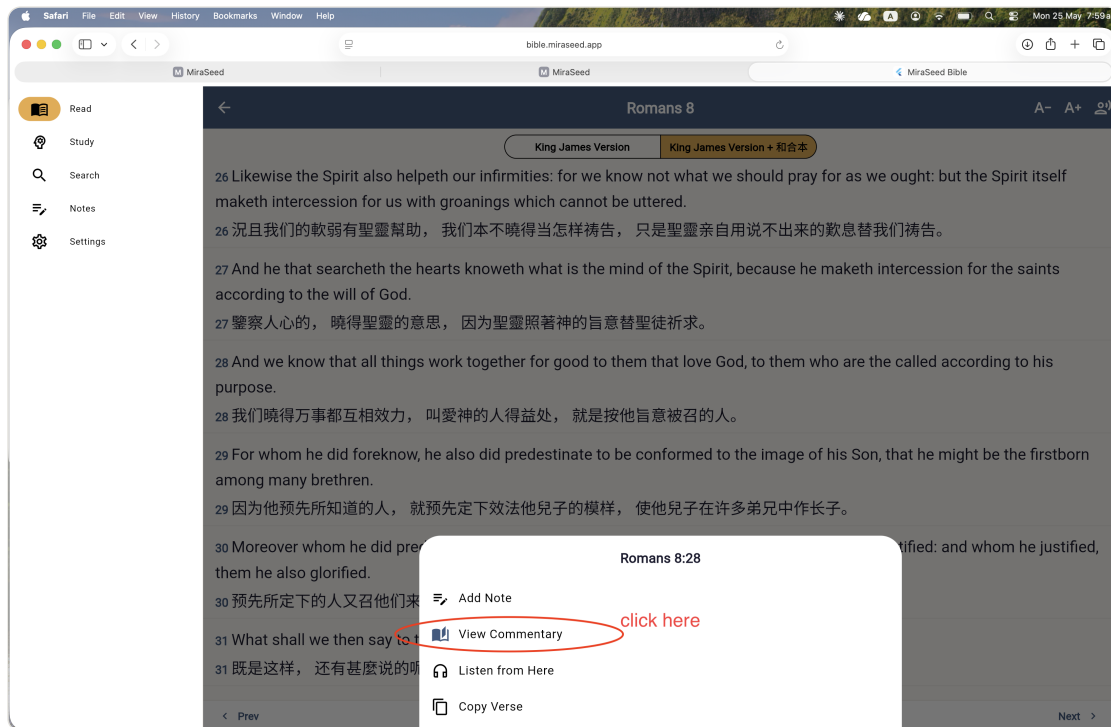


Romans 8 in bilingual view — press and hold a verse to select it.

**STEP 3**

# Open AI Commentary

From the verse menu — Add Note, View Commentary, Listen from Here, Copy Verse — choose View Commentary. MiraSeed Bible generates a structured commentary for that verse. (AI commentary needs an internet connection.)

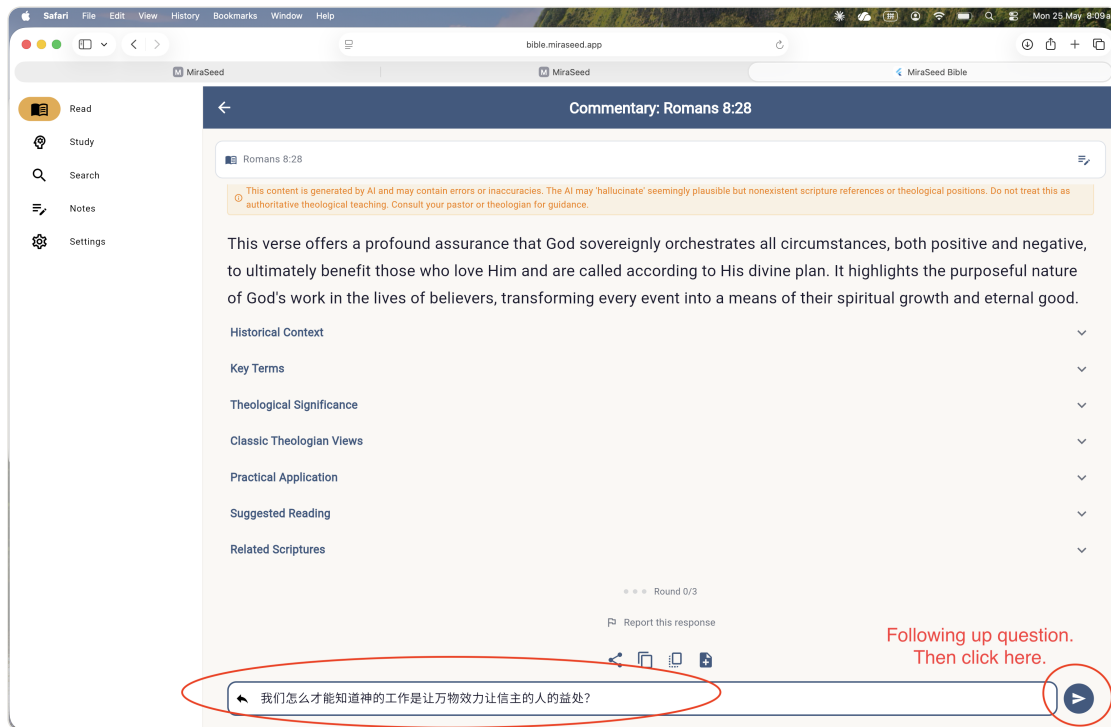


The verse menu — choose View Commentary.

**STEP 4**

# Ask Follow-up Questions

After reading the commentary, type a follow-up in the box at the bottom — for example, “How can all things work together for good?” — and send. You can ask up to three follow-ups per verse.



The AI commentary view, with the follow-up box at the bottom.

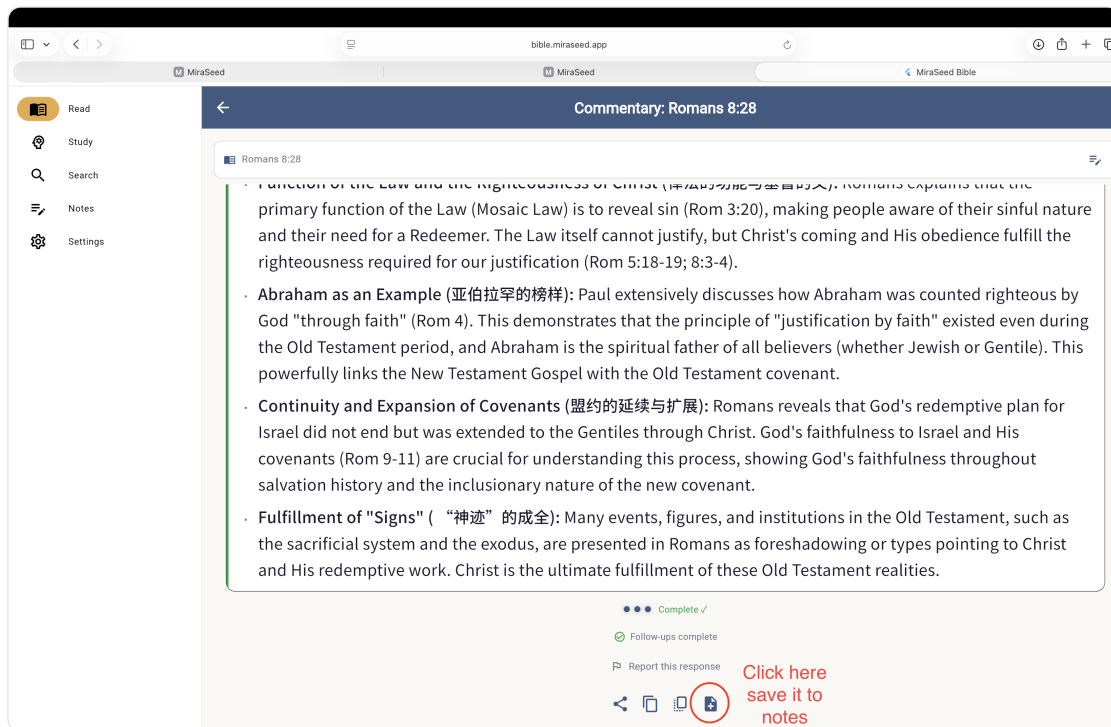
**Tip — reply in any language**

Ask in plain language, and switch the reply’s language any time: “Can you explain it in English?” / “请用中文回答。”

## STEP 5

# Save to Notes

When you see “Follow-ups complete ✓,” the full study — commentary, key terms, traditions, and your follow-up Q&A — is ready. Tap the + button to save it to your notes.

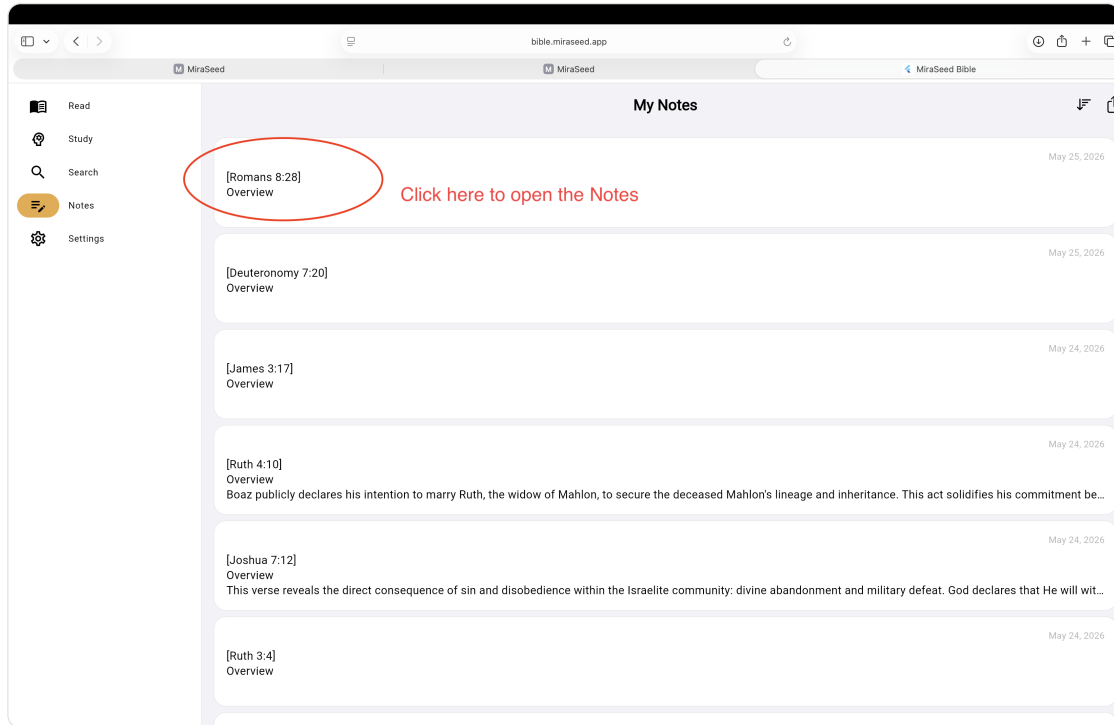


Follow-ups complete — tap + to save the study to your notes.

**STEP 6**

# Open Your Notes

Open the Notes tab. Your saved study appears at the top, organized by verse and date. Notes sync across your devices automatically.

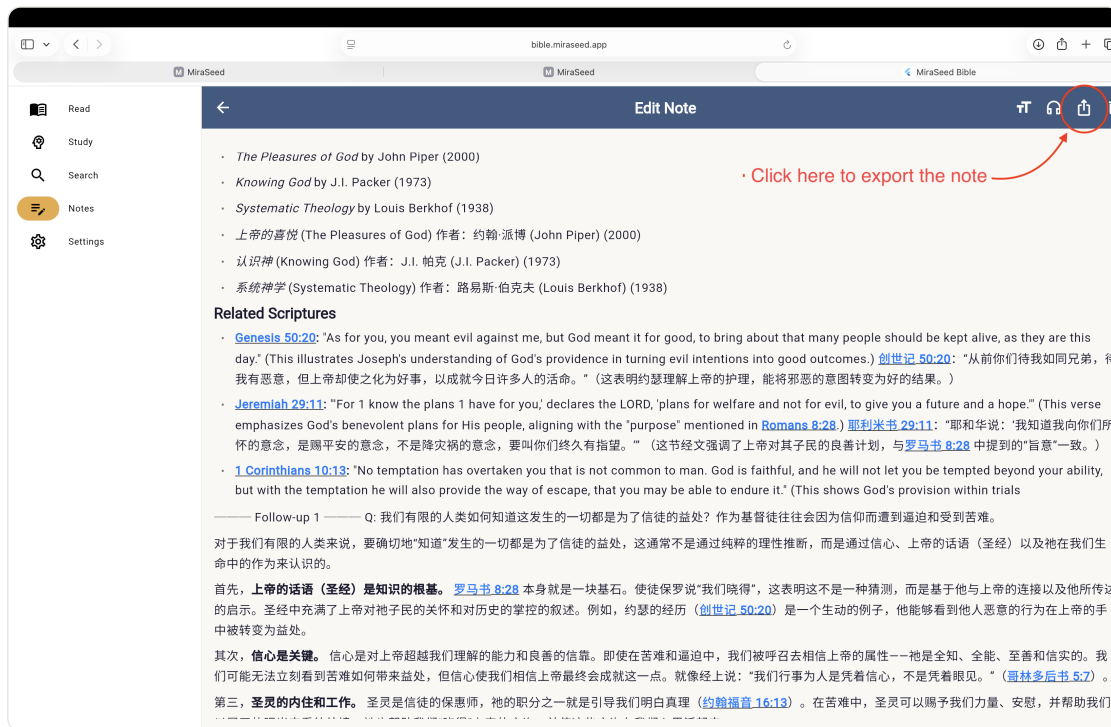


My Notes — saved studies, newest first.

## STEP 7

## Review a Note

Open a note to see the full study: overview, historical context, key terms, theological significance, classic views, application, suggested reading, related Scriptures, and your follow-up Q&A. To share it, tap the Share/Export icon.

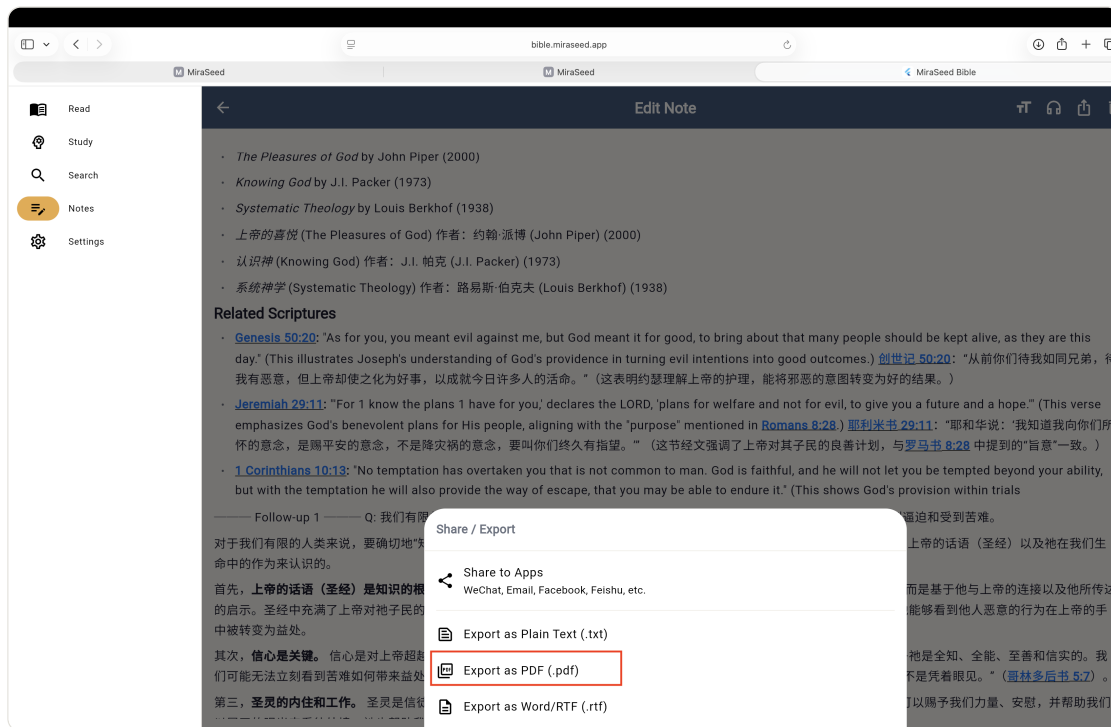


A saved note opened for review — Share/Export is at the top right.

## STEP 8

## Export as PDF or Word

Choose a format — Plain Text (.txt) for email, PDF (.pdf) for printing or teaching, or Word/RTF (.rtf) for editing. The file downloads to your computer, ready to print, share, or hand out.



Export options — choose PDF for print, or Word/RTF to edit.

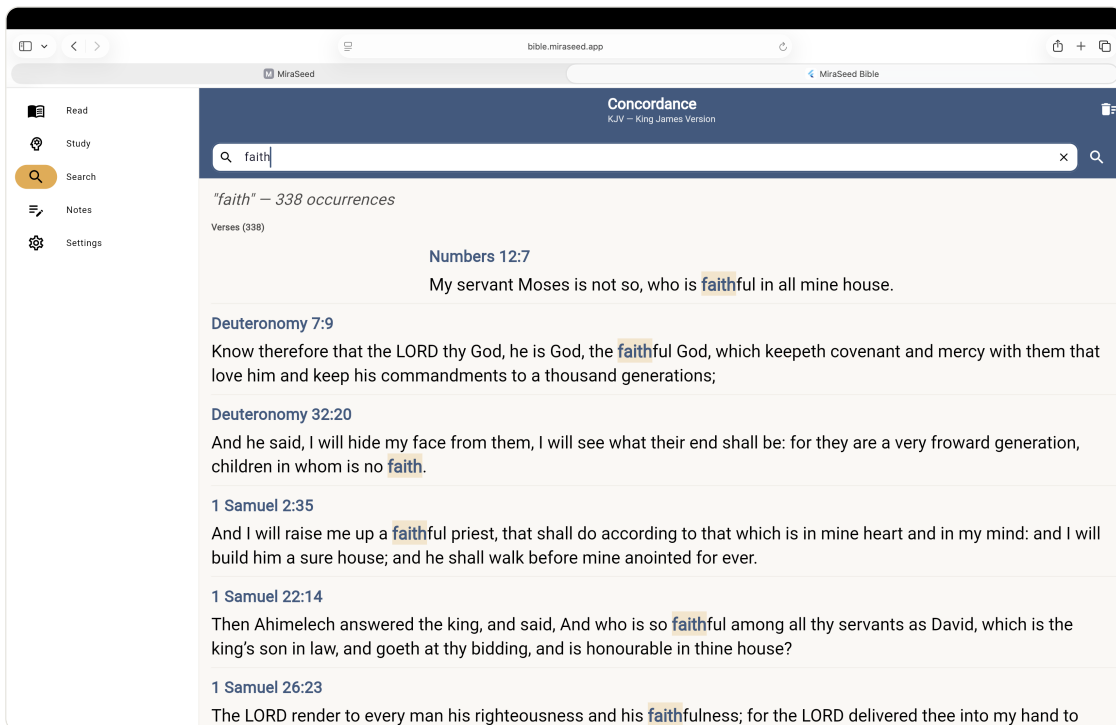
### Made to print and edit

Exports open cleanly in Pages and Word, so a leader can print the study or adapt it for a class.

## STEP 9

## Concordance — Search & Jump

Open Search — the Concordance. Type a word or theme, say faith, and MiraSeed Bible lists every occurrence across Scripture with the word highlighted (for example, “faith” — 338 occurrences). Tap any result to jump straight to that passage, where you can open AI commentary or save it to your notes — then return to your search with one tap.



Concordance search for “faith” — every occurrence, ready to jump to.

### Search that stays connected

From any result you can jump to the passage, open AI commentary, or save to notes — and easily come back to keep searching.

## MIRASEED · BIBLE

# Feature map

How the things you saw on the home page map to the app — and where to find each one in this guide.

FEATURE	IN THE APP	GUIDE
<b>AI commentary</b>	Verse menu → View Commentary	<b>Step 3</b>
<b>Follow-up questions</b>	Box below the commentary (up to 3)	<b>Step 4</b>
<b>Structured commentary</b>	Sectioned study · four classical traditions	<b>Step 7</b>
<b>Bilingual reading</b>	Two translations, side by side	<b>Step 2</b>
<b>Concordance / Search</b>	Search tab → type a word → tap to jump	<b>Step 9</b>
<b>Photo input (Scan)</b>	Mobile: camera · Web: upload an image	<b>See note</b>
<b>Notes, synced</b>	Notes tab, across your devices	<b>Steps 5–6</b>
<b>Export (PDF / Word)</b>	Share/Export on any note	<b>Step 8</b>

Photo input (Scan) extracts text from a printed Bible page, your own notes, or a church brochure. On a phone, use the camera; on the web, upload an image you've saved.

**MIRASEED · BIBLE**

# Boundaries & honesty

MiraSeed Bible is a study assistant, not an AI pastor. It does not replace churches, pastors, sermons, theological training, or your own discernment. The final word is never the AI's.

**THE WEB EDITION NEEDS THE INTERNET**

This guide covers the web edition, which runs in your browser — so it needs an internet connection to open and to work. Online, you can:

- Read the Bible text and your notes
- Search the Concordance across Scripture
- Open AI commentary and ask follow-up questions
- Use Photo input (Scan) — choose a photo from your library
- Sync your notes across your devices

**Want to study offline?**

Print this guide, or use the MiraSeed Bible app on iPhone or Android. The printed guide always works — no connection needed — which is exactly why it's here.

**A FEW HONEST NOTES**

- There is no “daily verse” feature — MiraSeed Bible is for study you begin, not a feed.
- AI can be wrong or incomplete; read it as a study aid and weigh it against Scripture and your community.
- Photo accuracy varies with image quality; check the extracted text before relying on it.

**MIRASEED · BIBLE**

# Quick-start card

Tear off and keep — a one-page path through a study.

- 1 Open bible.miraseed.app in your browser.
- 2 Find a verse — or Search a word in the Concordance and tap a result.
- 3 Press and hold the verse → View Commentary.
- 4 Read the structured study; ask up to three follow-ups.
- 5 Tap + to save it to your notes.
- 6 Open the note → Share/Export → PDF or Word.
- 7 Print it, hand it out, or edit it for your group.

**GOOD TO KNOW**

- Reply in any language — just ask.
- Notes sync across iPhone, Android, and web.
- AI features need internet; reading the text and your notes do not.
- A study assistant — not a replacement for your pastor or your discernment.

For small groups: print this card for everyone, or export a study and hand it out.

# Thank you for studying with MiraSeed Bible.

---

**Contact** [support@miraseed.app](mailto:support@miraseed.app) · [hello@miraseed.app](mailto:hello@miraseed.app)

**Links** [miraseed.app](https://miraseed.app) · [bible.miraseed.app](https://bible.miraseed.app)

On the App Store, listed as “MiraSeed Bible Study.”

Version 1.0.1 · 2026

© 2026 MiraSeed. MiraSeed is a family of purposeful tools.